



Yuasa Scheda Tecnica

Yuasa YBX1626 - Super Heavy Duty Battery

Prestazione

Tensione	12V
Capacità (20 ore)	180Ah
Corrente di spunto A (EN1)	1100A

Dimensioni

Lunghezza	513mm
Profondità	223mm
Altezza	223mm

Pesi e Misure

Peso medio con acido	44.9kg
----------------------	--------



Caratteristiche del Monoblocco

Tipo di monoblocco	DIN B
Schema polarità	4
Fissaggi alla base	B3
Maniglie	✓
Tipo di coperchio	Tappi a vista

Tecnologia

Tecnologia	Sb/Ca
Corrente di carica raccomandata	9A
Performance Marking	W2-C2-V2-E1

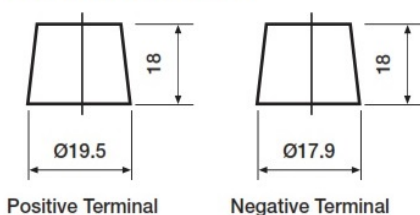
Tipologia dei terminali

Schema di Collegamento

Fissaggio batteria

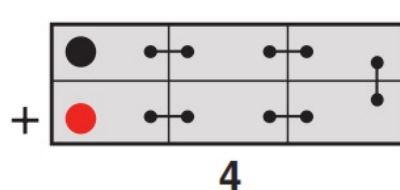
T1

Standard DIN Post

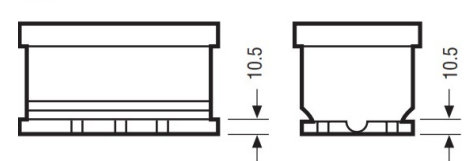


Positive Terminal

Negative Terminal



B3



Scheda tecnica prodotta su E&OE



Yuasa Technical Data Sheet

Yuasa YBX1626 - Super Heavy Duty Battery

Performance

Voltage	12V
Capacity (20-hour)	180Ah
Cold Cranking Amps (EN1)	1100A

Dimensions

Length	513mm
Width	223mm
Height	223mm

Weights & Measures

Mean Weight with Acid	44.9kg
-----------------------	--------



Container Features

Case Type	DIN B
Cell Layout	4
Hold Down	B3
Handles	✓
Lid Type	Raised Plug

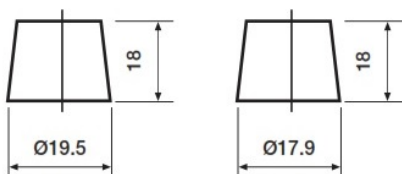
Technology

Technology	Sb/Ca
Recommended Charge Rate	9A
Performance Marking	W2-C2-V2-E1

Terminal Type

T1

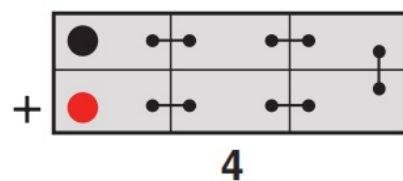
Standard DIN Post



Positive Terminal

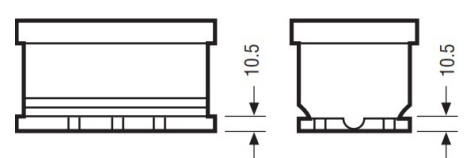
Negative Terminal

Cell Assembly Layout



Battery Hold-down

B3



Data Sheet generated on 26/03/2021 - E&OE