



Yuasa Scheda Tecnica

Yuasa YBX3075 - Batterie YBX3000 SMF

* Due to unprecedented demand following the easing of COVID-19 lockdown measures, this product may be supplied without a state of charge indicator and not conform to the level of roll over protection advertised. Product performance and quality are not affected by this. Please check battery labels for specification details.

Prestazione

Tensione	12V
Capacità (20 ore)	60Ah
Corrente di spunto A (EN1)	550A

Dimensioni

Lunghezza	243mm
Profondità	175mm
Altezza	175mm

Pesi e Misure

Peso medio con acido	14.4kg
----------------------	--------



Caratteristiche del Monoblocco

Tipo di monoblocco	LB2 DIN
Fissaggi alla base	B13B14
Indicatore dello stato di carica	✓
Maniglie	✓
Circuito di sfiato	✓
Tipo di coperchio	Doppio Coperchio SMF

Tecnologia

Pastiglia antideflagrante	✓
Tecnologia	Ca/Ca
Separatore	PE
Test antiribaltamento VDA	✓
Corrente di carica raccomandata	4A
Performance Marking	W3-C2-V2-E1

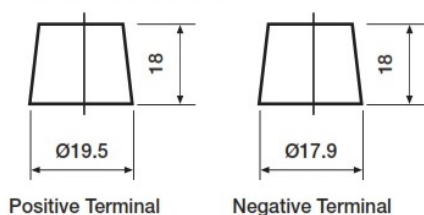
Tipologia dei terminali

Schema di Collegamento

Fissaggio batteria

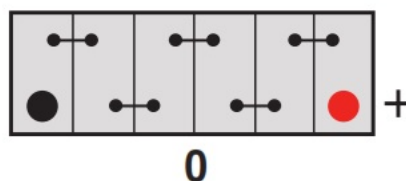
T1

Standard DIN Post

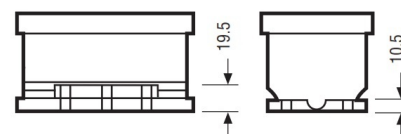


Positive Terminal

Negative Terminal



B3/B4 (B3 with Hold-Down adaptor)



Scheda tecnica prodotta su E&OE



Yuasa Technical Data Sheet

Yuasa YBX3075 - YBX3000 SMF Batteries

* Due to unprecedented demand following the easing of COVID-19 lockdown measures, this product may be supplied without a state of charge indicator and not conform to the level of roll over protection advertised. Product performance and quality are not affected by this. Please check battery labels for specification details.

Performance

Voltage	12V
Capacity (20-hour)	60Ah
Cold Cranking Amps (EN1)	550A

Dimensions

Length	243mm
Width	175mm
Height	175mm

Weights & Measures

Mean Weight with Acid	14.4kg
-----------------------	--------



Container Features

Case Type	LB2 DIN
Hold Down	B13B14
State of Charge Indicator	✓
Handles	✓
End Venting	✓
Lid Type	SMF Double Lid

Technology

Flame Arrestor	✓
Technology	Ca/Ca
Separator	PE
VDA Roll Over Test	✓
Recommended Charge Rate	4A
Performance Marking	W3-C2-V2-E1

Terminal Type

T1

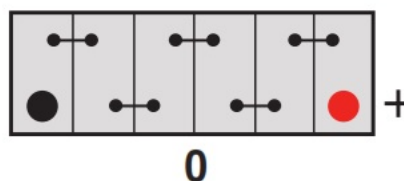
Standard DIN Post



Positive Terminal

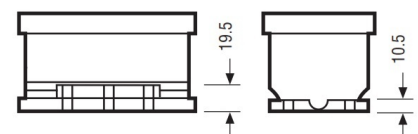
Negative Terminal

Cell Assembly Layout



Battery Hold-down

B3/B4 (B3 with Hold-Down adaptor)



Data Sheet generated on 26/03/2021 - E&OE